

Shaping a Community Vision for South Copeland



**South Copeland
GDF Community
Partnership**

The South Copeland GDF Community Partnership has been asking local people to share what matters most to them, as we begin developing a shared Community Vision connected to the Geological Disposal Facility (GDF) programme.

Thank you to everyone who completed our two questionnaires and shared their thoughts in person.

This developing Community Vision is an early step in thinking about what could matter most to future generations if a GDF – a deep underground facility designed to safely and securely dispose of the UK's most hazardous radioactive waste – were to be located in this area.

If a GDF is ultimately hosted in South Copeland, the government will provide Significant Additional Investment for the community. This would be shaped by our Community Vision and could support projects such as upgrading transport links, improving health services, expanding skills training, and developing new leisure spaces.

The developing Vision Statement for South Copeland:

A well-connected and thriving community with efficient transport links, accessible health services, and a strong, diverse economy that supports all residents.



What matters to you?

So far, we've delivered two household surveys, attended local events with display boards shaped by your feedback, and held focus groups with help from research consultancy, Yonder.



408

people completed our first survey

149

people completed our second survey



5 local events attended to gain your views



4 small focus groups

You highlighted three themes:

Transport: "We need better road and rail links."

- 1 Improve infrastructure to enable better access to local towns
- 2 Improve public transport to jobs, health and leisure facilities
- 3 Improve existing roads

Economy and employment: "Opportunities to retain our youth in the area or attract them back."

- 1 Opportunities for small and medium enterprises
- 2 Employment and skills for young people

- 3 GDF to employ local people

Health and social care:

"Care and health services are too far away."

- 1 Better access to health facilities, e.g., GP, dentist, and mental health services
- 2 Local access to specialist hospital treatment
- 3 Services to support older people

What's next?

This is just the beginning of an ongoing conversation about South Copeland's future. Your input will continue to shape the Community Vision as it evolves, alongside existing local and regional development plans. This will help guide future decisions if a GDF is built here.


The Community Partnership will keep you informed and create plenty of opportunities for you to have your say.




Stay in touch:

Helpdesk

Managed by NWS


 0300 369 0000

 gdfinfo-southcopeland@nuclearwasteservices.uk

 Freepost SOUTH COPELAND
COMMUNITY PARTNERSHIP

Follow us:

 South Copeland GDF
Community Partnership

 South Copeland GDF
Community Partnership



**South Copeland
GDF Community
Partnership**